

Precision balance KERN EWB



02

Verifiable entry level model in the upper laboratory class with EC-Type Approval [M]

Features

- Very fast display: steady weight values within 2 sec
- Capacity display: A bar lights up to show how much of the weighing range is still available
- Precise counting: The automatic optimisation of reference weight gradually improves the average value of the piece weight
- Weighing with tolerance range (check-weighing): Input of an upper / lower limit value. A visual signal assists with portion division, dispensing or grading
- UNITS: Further weighing units see the internet

Options

- Protective working cover over keyboard and housing, standard, can be reordered, **KERN EG-A05**
- Rechargeable battery pack internal, operating time approx. 32 h, charging time approx. 10 h, **KERN EWB-A01**
- Loop for underfloor weighing, **KERN EG-A07**

Technical data

- Large LCD display, digit height 17 mm
- Dimensions of weighing plate (stainless steel):
 - A** ø 140 mm, see larger picture
 - B** 180x160 mm
- Overall dimensions WxDxH 182x235x75 mm
- Net weight approx. 1,1 kg
- Permissible ambient temperature 10°C / 30°C

STANDARD



OPTION



STANDARD



OPTION


























FACTORY



Model	Weighing range [Max] g	Read-out [d] g	Verification value [e] g	Reproducibility g	Linearity g	Weighing plate	Options			
							Verification		DKD Calibr. Certificate	
							M II	KERN	DKD	KERN
KERN EWB 220-2M	220	0,01	0,01	0,01	± 0,01	A	950-116	963-127	963-127	963-127
KERN EWB 620-2M	620	0,01	0,1	0,01	± 0,01	A	950-116	963-127	963-127	963-127
KERN EWB 1200-1M	1200	0,1	0,1	0,1	± 0,1	B	950-116	963-127	963-127	963-127

Note: For applications that require verification, please order verification at the same time, initial verification at a later date is not possible. For the verification at the factory, we need to know the full address of the location of use.

KERN Pictograms

 Internal adjusting (CAL): Quick setting of the balance's accuracy with internal adjusting weight (motordriven).	 Adjusting program (CAL): For quick setting of the balance's accuracy. External adjusting weight required.	 Weighing units: Can be switched to e.g. non-metric units at the touch of a key. See balance model. Please refer to KERN's website for more details.
 Rechargeable battery pack: rechargeable set.	 Power supply: integrated in balance. 230V/50Hz in Germany. On request GB or USA version.	 Mains adapter: 230V/50Hz in standard version for Germany. On request GB or USA version.
 Battery operation: The battery type is specified for each device.	 Piece counting: Reference quantities selectable. Display can be switched from piece to weight	 Spray and dust protection IPxx The type of protection is shown by the pictogram. For details see the glossary.
 Data interface: The type of interface is shown by the pictogram. See the glossary for further details.	 GLP/ISO record keeping of weighing data with date, time and identification-no. Only with printers from KERN.	 Tare: put back displayed value to "0" during weighing process, e.g. to add or remove weighing material from a container.
 Animal weighing program: Strong vibrations are filtered out to determine a stable weighing result.	 Stainless steel: the balance is protected against corrosion.	 Warranty: The warranty period is shown in the pictogram.
 Net-total weighing: weight of tare cup and weight of components memorized in two separate stores.	 Suspended weighing: load support with hook on the underside of the balance.	 Verification possible. The time required for verification is specified in the pictogram.
 Percentage determination: Displays the deviation from the reference weight (100%) in % instead of grams.	 Weighing with tolerance range: Upper and lower limiting can be programmed individually, e.g. dosing/sorting.	 DKD calibration possible. The time required for DKD calibration is specified in the pictogram.
 Package shipment via courier.	 Pallet shipment via freight forwarder.	[DMS] For details on weighing technologies, see the glossary.

Precision is our business

To ensure the high level of precision of your balance, KERN offers the appropriate test weight package for your balance. This consists of the test weight, box and DKD calibration certificate, as proof of its accuracy. The best way to ensure proper balance calibration.

In the extensive KERN test weight range, you will find test weights in the international OIML error limit classes: E1, E2, F1, F2, M1, M2, and M3 with weights from 1 mg to 2000 kg.

The KERN DKD calibration laboratory for electronic balances and weights has been accredited by DKD since 1994 and today is one of the most modern and best-equipped DKD calibration laboratories for balances, test weights and force-measurement in Europe.
(DKD = German Calibration Service)

Thanks to the high level of automation, we can carry out DKD calibration of balances, test weights and force-measuring devices 24 hours a day, 7 days a week.

Range of services:

- DKD calibration of balances with a maximum load of up to 6 t
- DKD calibration of weights in the range of 1 mg – 500 kg
- Database supported management of checking equipment and reminder service
- Calibration of force-measuring devices
- DKD calibration certificates in the following languages
D, GB, F, I, E, NL, PL

Do you have questions about your scale, the corresponding test weight or the calibration service? Your KERN specialist dealer will be pleased to assist you.

Your KERN specialist dealer:

KERN – Professional measuring. Measuring technology and testing services from a single source



German Excellence Group
Member