



Hand-held thickness gauge

Features

- **External sensor**
- **Data interface RS-232**, standard (only for models with readout [d] = 0,01 mm)
- Delivered in a hard carrying case
- **Scan mode** (10 measurements per sec.) or single point measuring mode possible
- **Internal memory** for up to 20 files (with up to 100 values per file)
- Selectable measuring units: mm, inch

Technical data

- Precision: 0,5 % of [Max] ± 0,04 mm
- Dimensions LxWxH 150x74x32 mm
- Battery operation, batteries standard (2 x 1.5 V AA), AUTO-OFF function to preserve the batteries
- Net weight approx. 245 g

Accessories

- **Software**, interface cable included, SAUTER ATU-04
- **External sensor**, 2,5 MHz, Ø 14 mm, for thick samples, in particular cast iron with rough upper surfaces: Measuring range 3 - 300 mm (steel), SAUTER ATU-US01

- **External sensor**, 7 MHz, Ø 6 mm, for thin test materials: Measuring range 0,75 - 80 mm (steel), SAUTER ATU-US02
- **External sensor**, 5 MHz, Ø 12 mm, for hot test materials: Measuring range (steel) 3 - 200 mm at temperatures of up to 300 °C, SAUTER ATB-US02
- **External sensor**, 5 MHz, Ø 10 mm, SAUTER ATU-US09
- **External sensor**, 5 MHz, Ø 10 mm, transducer at an angle of 90°, SAUTER ATU-US10
- **Thermal printer**, SAUTER ATU-05
- Paper rolls for SAUTER ATU-05, SAUTER ATU-US11
- **Ultrasound contact gel**, standard, can be reordered, approx. 60 ml, SAUTER ATB-US03































STANDARD



OPTION



Model	Measuring range	Readout	Sensor	Sound velocity	Option	
					ISO Calibration Certificate	
SAUTER	[Max] mm	[d] mm		m/sec	ISO KERN	
TN 80-0.1US.	0,75 - 80	0,1	7 MHz Ø 6 mm	1000 - 9999	961-113	
TN 230-0.1US.	1,2 - 230	0,1	5 MHz Ø 10 mm	1000 - 9999	961-113	
TN 300-0.1US.	3 - 300	0,1	2,5 MHz Ø 14 mm	1000 - 9999	961-113	
TN 80-0.01US.	0,75 - 80	0,01	7 MHz Ø 6 mm	1000 - 9999	961-113	
TN 230-0.01US.	1,2 - 200 230	0,01 0,1	5 MHz Ø 10 mm	1000 - 9999	961-113	
TN 300-0.01US.	3 - 200 300	0,01 0,1	2,5 MHz Ø 14 mm	1000 - 9999	961-113	

	Adjusting program (CAL): For quick setting of the balance's accuracy. External adjusting weight required.		Data interface Infrared: To transfer data from the balance to a printer, PC or other peripheral devices.		Battery operation: Ready for battery operation. The battery type is specified for each device.
	Calibration block: standard for adjusting or correcting the measuring device.		Control outputs (optocoupler, digital I/O): to connect relays, signal lamps, valves, etc.		Rechargeable battery pack: rechargeable set.
	Peak hold function: capturing a peak value within a measuring process.		Analogue interface: to connect a suitable peripheral device for analogue processing of the measurements.		Mains adapter: 230V/50Hz in standard version for EU. On request GB, AUS or USA version available.
	Scan mode: continuous capture and display of measurements.		Statistics: using the saved values, the device calculates statistical data, such as average value, standard deviation etc.		Power supply: Integrated, 230V/50Hz in EU. More standards e.g. GB, AUS or USA on request.
	Push and Pull: the measuring device can capture tension and compression forces.		PC Software: to transfer the measurements from the device to a PC.		Motorised drive: The mechanical movement is carried out by a motorised drive.
	Length measurement: captures the geometric dimensions of a test object or the movement during a test process.		Printer: a printer can be connected to the device to print out the measurements.		Fast-Move: the total length of travel can be covered by a single lever movement.
	Focus function: increases the measuring accuracy of a device within a defined measuring range.		GLP/ISO record keeping: of measurements with date, time and serial number. Only with SAUTER printers.		ISO Calibration: The time required for ISO calibration is shown in days in the pictogram.
	Internal memory: to save measurements in the device memory.		Measuring units: Weighing units can be switched to e.g. non-metric at the touch of a key. Please refer to website for more details.		Package shipment: The time required for internal shipping preparations is shown in days in the pictogram.
	Data interface RS-232: bidirectional, for connection of printer and PC.		Measuring with tolerance range: Upper and lower limiting can be programmed individually, e.g. for sorting and dosing.		Pallet shipment: The time required for internal shipping preparations is shown in days in the pictogram.
	Data interface USB: To connect the balance to a printer, PC or other peripheral devices.		ZERO: Resets the display to "0".		Warranty: The warranty period is shown in the pictogram.

Your SAUTER specialist dealer: